


Fingerprint Art

Supplies

Paper and pens or pencils
Stamp pad
Your fingers and imagination


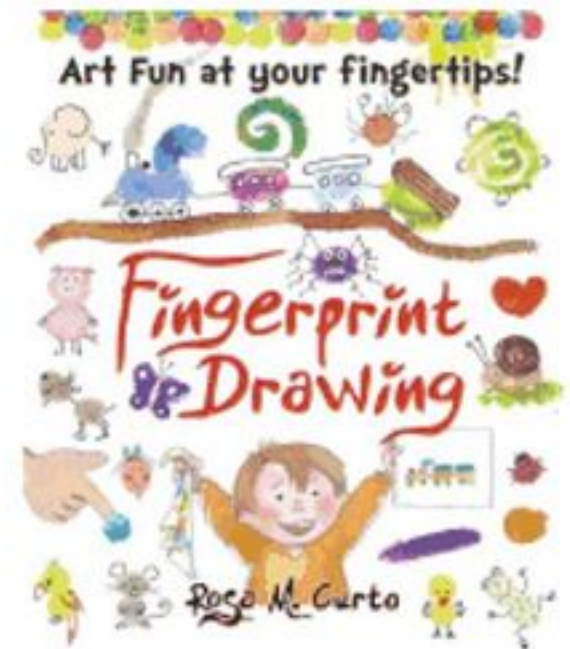


Directions

Stamp your fingerprint or thumbprint on your paper.

Look at it to see what you could turn it into. Use your pens and pencils to transform it.

Optional: look at fingerprint drawing books for inspiration.



Optional

If you don't want to get your hands messy, you can use dot stickers or make your dots with pencil erasers or even draw dots.

Take a picture and send it to reference@richland.lib.wa.us or bring your finished art to the library to be part of our online or in person gallery.



**RICHLAND
PUBLIC LIBRARY**

myrichlandlibrary.org