


TYPICAL END OF THE ROADWAY SIGNAGE

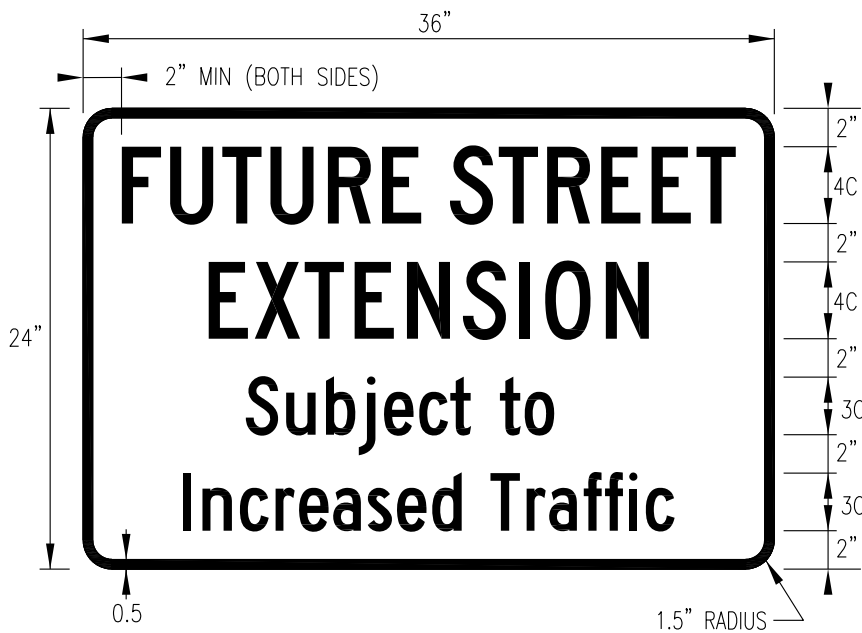
NOTES:

1. OM4-3 SIGNS ARE TO BE INSTALLED IN THE CENTER OF TRAVEL AND/OR PARKING LANES.
2. ONE "FUTURE STREET EXTENSION" SIGN SHALL BE INSTALLED ABOVE ONE OF THE OM4-3 SIGNS AT THE BOUNDARY EDGES OF PRE-PLATS. THE SIGNS ARE NOT REQUIRED ABOVE INTERIOR PHASES OF THE SAME PRE-PLAT.
3. SIGN SIZES AND MOUNTING HEIGHTS FOR SHARED USE PATH SIGNS SHALL BE PER MUTCD PART 9B.



NO PARKING FIRE LANE
R8-3(FL)

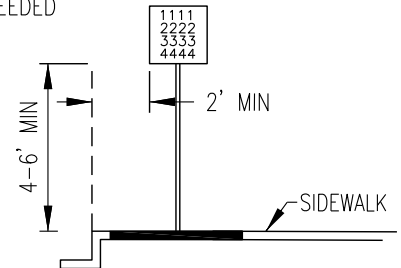
ALL DIMENSIONS ARE IN INCHES, WHITE BACKGROUND WITH RED BORDER, LEGEND AND SYMBOL. LARGE "P" IS BLACK



FUTURE STREET EXTENSION

COLOR: BROWN BACKGROUND
WITH WHITE LETTERS

SIGN DIMENSIONS:
WIDTH = 18" TO 24"
HEIGHT = 9" TO 30"
AS NEEDED



PRIVATE ADDRESS SIGN

(WHEN REQUIRED PER RMC 12.01.140.C)

NOTES:

1. SIGN SHALL BE BLUE WITH WHITE LETTERS NO BORDER. MINIMUM FONT SIZE PER TABLE 2D-2 OF MUTCD.
2. SIGN MOUNTED PARALLEL TO STREET WITH POST PLACED ONE FOOT BEHIND SIDEWALK (IF PRESENT).
3. SIGN TO BE MOUNTED OUTSIDE THE VISION CLEARANCE TRIANGLE PER RMC 12.11



MISCELLANEOUS
SIGNS

PUBLIC WORKS ENGINEERING

APPR. BY: PKR

DATE: 07.22

DRAWN BY: EY

DWG: TR4

CAD FILE: 2021_TR4_07_2022